



WEEKLY MARKET ANALYSIS

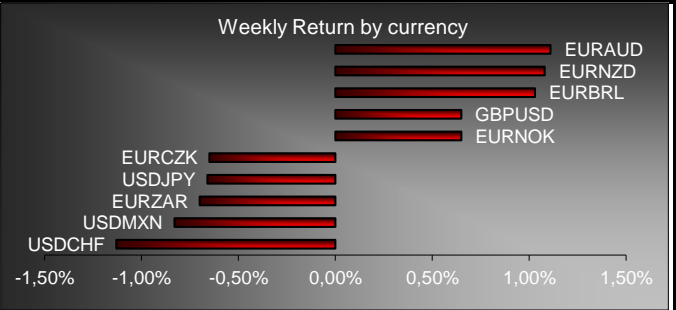
www.New-Momentum.com

Madrid calle Fortuny 45
28010 Madrid, Espana
+34 91 826 70 92
Paris +33 1 82 88 55 86

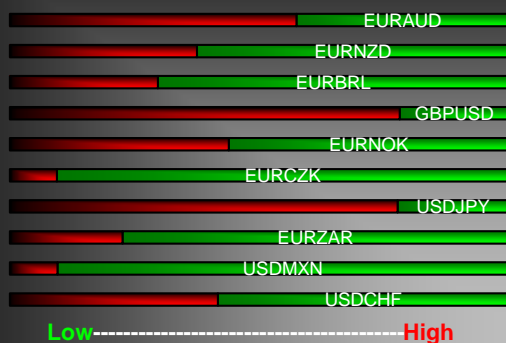
02/08/2021

FX MARKET: Return by currency (in %)

Currencies	Spot	1W Ret.	MTD Ret.	QTD Ret.	YTD Ret.
EURAUD	1,6160	1,11%	0,00%	2,20%	1,79%
EURNZD	1,7038	1,08%	0,10%	0,35%	0,31%
EURBRL	6,1847	1,03%	0,00%	4,98%	-2,52%
GBPUSD	1,3908	0,65%	0,03%	0,55%	1,74%
EURNOK	10,4770	0,65%	0,16%	2,69%	-0,04%
EURCZK	25,5030	-0,65%	0,01%	-0,01%	-2,81%
USDJPY	109,6600	-0,66%	-0,05%	-1,30%	6,21%
EURZAR	17,3566	-0,70%	0,13%	2,44%	-3,32%
USDMXN	19,8710	-0,83%	0,02%	-0,33%	-0,22%
USDCHF	0,9057	-1,13%	-0,02%	-2,08%	2,32%



Actual Spot with annual High/Low

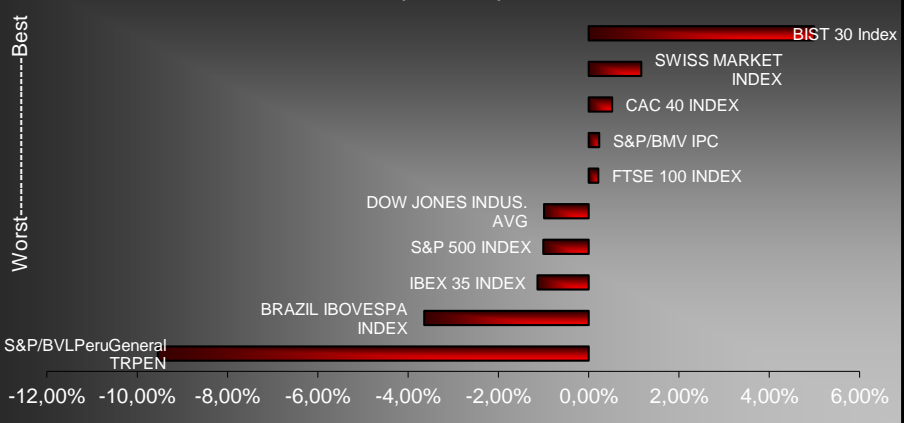


Countries	GDP	CPI	Unemploy	Curr Acc Bal	Budget Bal	Central Bk
US	6,50	5,40	5,90	-3,16	-11,90	0,25%
Brazil	0,95	8,35	8,20	-1,26	-7,36	4,25%
Mexico	19,70	5,88	4,02	-0,31	-1,43	4,25%
UK	-6,10	2,50	4,80	-3,22	-14,22	0,10%
France	18,70	1,60	8,10	-1,14	-3,80	0,00%
Germany	-3,10	3,10	3,70	7,12	-4,20	0,00%
Italy	-0,80	0,90	9,70	3,21	-9,50	0,00%
Spain	19,80	2,90	15,10	2,13	-11,00	0,00%
Portugal	15,50	1,10	7,10	-1,10	-5,70	0,00%
Switzerland	-0,50	0,60	3,10	4,64	-2,59	-0,75%
Greece	-1,40	0,60	15,40	-6,26	-9,70	0,00%
Japan	-3,90	0,20	2,90	3,40	-10,06	¥80T
Australia	1,10	3,80	4,90	3,13	-0,09	0,10%
China	7,90	1,10	3,86	2,35	-6,17	12,00%

EQUITY MARKET: Return by Indices

Indices	Value	1W Ret.
BIST 30 Index	1.500,81	4,99%
IBEX 35 INDEX	8.675,70	-1,13%
Euro Stoxx 50 Pr	4.089,30	-0,32%
NIKKEI 225	27.810,37	-0,01%
CAC 40 INDEX	6.612,76	0,52%
DAX INDEX	15.544,39	-0,48%
FTSE 100 INDEX	7.032,30	0,21%
SWISS MARKET INDEX	12.116,82	1,16%
S&P 500 INDEX	4.395,26	-1,01%
HANG SENG INDEX	26.257,69	-0,22%
DOW JONES INDUS. AVC	34.935,47	-0,99%
S&P/NZX 50 Index Gross	12.702,97	-0,72%
S&P/BMV IPC	50.868,32	0,23%
BRAZIL IBOVESPA INDE	121.800,80	-3,64%
LUXEMBOURG LuxX INDI	1.654,47	0,15%
S&P/BVLPPeruGeneralTRP	17.671,77	-9,54%

Weekly Return by Indices



RATE MARKET

EURO SWAPS (3M)		Europe Countries		United Kingdom		United States			
Tenor	Mid Yield	Cash Market		Cash Market		Cash Market		Active Futures	
1Y	-0,55	3M Euribor	-0,544	1M libor	0,05275	1M libor	0,0905	5 Year	124,5625
2Y	-0,523	6M Euribor	-0,523	2M libor	0,06588	3M libor	0,11775	10 Year	134,609375
3Y	-0,488	12M Euribor	-0,502	3M libor	0,074	6M libor	0,15313	Long Bond	164,84375
4Y	-0,4452	€STR	-0,567	6M libor	0,08925	1Y libor	0,23513	5Y Swap	98,359375
5Y	-0,397	EURONIA	-0,5771	UK base	0,1	FED funds	0,07	10Y Swap	97,0625
6Y	-0,3439	1W Repo	0	sonia O/N	0,0504	1W Repo	0,045	30Y Swap	89,25
7Y	-0,286	Active Futures		Active Futures					
8Y	-0,2222	2Y schatz	112,355	3M 1st	99,92				
9Y	-0,161	5Y bobl	135,36	3M 2nd	99,88499				
10Y	-0,098	10Y bund	176,57	Long gilt	129,79				
15Y	0,1561	30Y bund	215,1	3M euribor	100,545				
20Y	0,27	3M libor	99,92	10Y bund	176,57				
25Y	0,29	3M euribor	100,545	3M euro\$	99,83				
30Y	0,267	euro\$	99,83						

Disclaimer : This material is for your private information and is confidential. The document described herein is NOT intended to advise or influence the Client decision. It is aimed at the Client to summarize Market movements over the week. New Momentum disclaims all responsibility for any loss generated by any transaction. The Client is aware that certain transactions may give rise to substantial risks and are NOT suitable for all. This material is the New Momentum's property and can NOT be diffused without New Momentum agreement.