



WEEKLY MARKET ANALYSIS

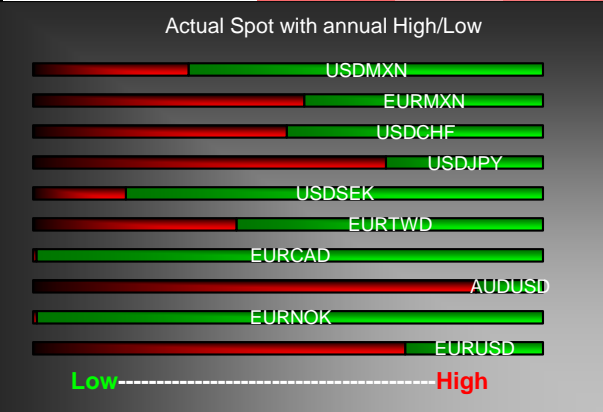
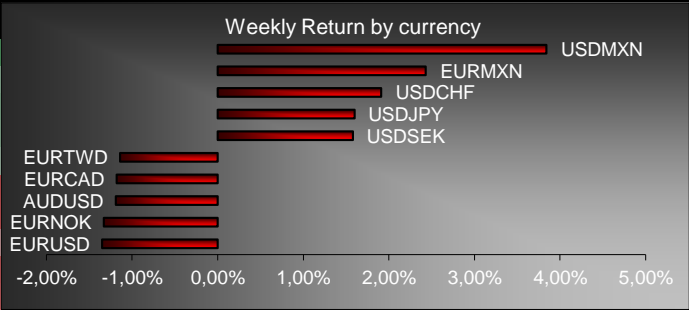
www.New-Momentum.com

Madrid calle Fortuny 45
28010 Madrid, Espana
+34 91 826 70 92
Paris +33 1 82 88 55 86

08/03/2021

FX MARKET: Return by currency (in %)

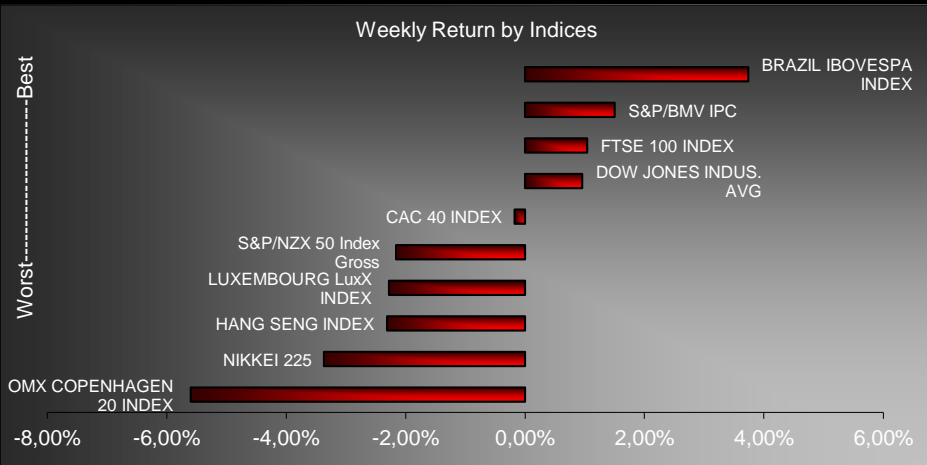
Currencies	Spot	1W Ret.	MTD Ret.	QTD Ret.	YTD Ret.
USDMXN	21,4499	3,84%	2,85%	7,71%	7,71%
EURMXN	25,4943	2,43%	1,22%	4,88%	4,88%
USDCHF	0,9327	1,91%	2,67%	5,37%	5,37%
USDJPY	108,4700	1,60%	1,78%	5,05%	5,05%
USDSEK	8,5589	1,58%	1,44%	4,03%	4,03%
EURTWD	33,4500	-1,14%	-1,14%	-3,20%	-3,20%
EURCAD	1,5059	-1,18%	-2,08%	-3,13%	-3,13%
AUDUSD	0,7679	-1,19%	-0,35%	-0,19%	-0,19%
EURNOK	10,1745	-1,33%	-2,76%	-2,92%	-2,92%
EURUSD	1,1886	-1,35%	-1,57%	-2,70%	-2,70%



Countries	GDP	CPI	Unemploy	Curr Acc Bal	Budget Bal	Central Bk
US	4,10	1,40	6,20	-2,59	-16,19	0,25%
Brazil	-1,14	4,56	8,20	-0,65	-13,67	2,00%
Mexico	-4,31	3,54	4,73	-0,35	-1,43	4,00%
UK	-7,80	0,70	5,10	-2,10	-12,32	0,10%
France	-4,90	0,70	8,00	-2,33	-3,80	0,00%
Germany	-3,60	1,60	4,60	7,15	1,50	0,00%
Italy	-6,60	1,00	9,00	2,98	-1,60	0,00%
Spain	-9,10	-0,10	16,00	2,13	-2,90	0,00%
Portugal	-6,10	0,30	7,10	-1,17	0,10	0,00%
Switzerland	-1,70	-0,50	3,60	7,59	-4,44	-0,75%
Greece	-5,90	-2,40	16,50	-6,72	1,50	0,00%
Japan	12,70	-0,60	2,90	3,28	-10,52	¥80T
Australia	-1,10	0,90	6,40	2,55	0,18	0,10%
China	6,50	-0,30	4,24	1,94	-6,17	12,50%

EQUITY MARKET: Return by Indices

Indices	Value	1W Ret.
BRAZIL IBOVESPA INDE)	115.202,20	3,74%
IBEX 35 INDEX	8.286,80	-1,09%
Euro Stoxx 50 Pr	3.669,54	-1,00%
NIKKEI 225	28.743,25	-3,37%
CAC 40 INDEX	5.782,65	-0,18%
DAX INDEX	13.920,69	-0,66%
FTSE 100 INDEX	6.630,52	1,04%
SWISS MARKET INDEX	10.607,79	-1,61%
S&P 500 INDEX	3.841,94	-0,47%
HANG SENG INDEX	28.442,35	-2,31%
DOW JONES INDUS. AVC	31.496,30	0,96%
S&P/NZX 50 Index Gross	12.085,18	-2,16%
S&P/BMV IPC	46.342,54	1,50%
BRAZIL IBOVESPA INDE)	115.202,20	3,74%
LUXEMBOURG LuxX INDI	1.379,14	-2,28%
OMX COPENHAGEN 20 II	1.365,35	-5,60%



RATE MARKET

EURO SWAPS (3M)		Europe Countries		United Kingdom		United States			
Tenor	Mid Yield	Cash Market		Cash Market		Cash Market		Active Futures	
1Y	-0,538	3M Euribor	-0,537	1M libor	0,04738	1M libor	0,10325	5 Year	123,773438
2Y	-0,52	6M Euribor	-0,514	2M libor	0,06088	3M libor	0,18538	10 Year	131,9375
3Y	-0,4833	12M Euribor	-0,487	3M libor	0,07525	6M libor	0,19588	Long Bond	156,46875
4Y	-0,4282	€STR	-0,562	6M libor	0,09438	1Y libor	0,27775	5Y Swap	98
5Y	-0,363	EURONIA	-0,5722	UK base	0,1	FED funds	0,08	10Y Swap	91,640625
6Y	-0,291	1W Repo	0	sonia O/N	0,0494	1W Repo	0,05	30Y Swap	74,90625
7Y	-0,217	Active Futures		Active Futures					
8Y	-0,143	2Y schatz	112,085	3M 1st	99,92001				
9Y	-0,072	5Y bobl	134,88	3M 2nd	99,925				
10Y	-0,0044	10Y bund	170,93	Long gilt	128,27				
15Y	0,26	30Y bund	207,08	3M euribor	100,495				
20Y	0,381	3M libor	99,92001	10Y bund	170,93				
25Y	0,4126	3M euribor	100,495	3M euro\$	99,835				
30Y	0,406	euro\$	99,835						

Disclaimer : This material is for your private information and is confidential. The document described herein is NOT intended to advise or influent the Client decision. It is aimed at the Client to summarize Market movements over the week. New Momentum disclaims all responsibility for any loss generated by any transaction. The Client is aware that certain transactions may give rise to substantial risks and are NOT suitable for all. This material is the New Momentum's property and can NOT be diffused without New Momentum agreement.