



WEEKLY MARKET ANALYSIS

www.New-Momentum.com

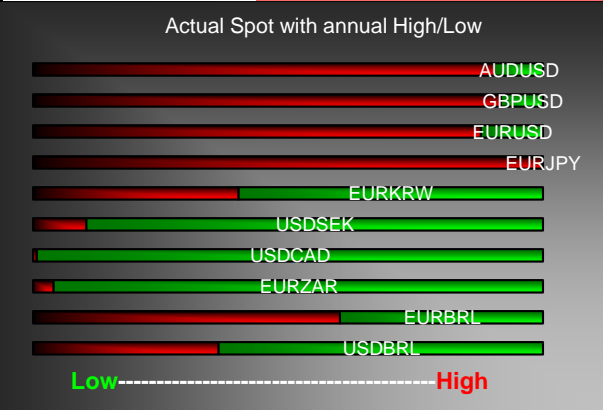
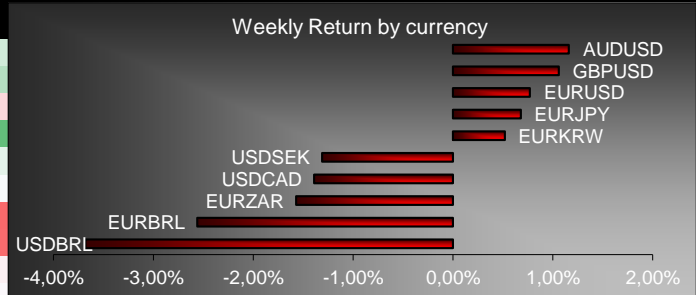
Madrid calle Fortuny 45
28010 Madrid, Espana
+34 91 826 70 92

Paris +33 1 82 88 55 86

10/05/2021

FX MARKET: Return by currency (in %)

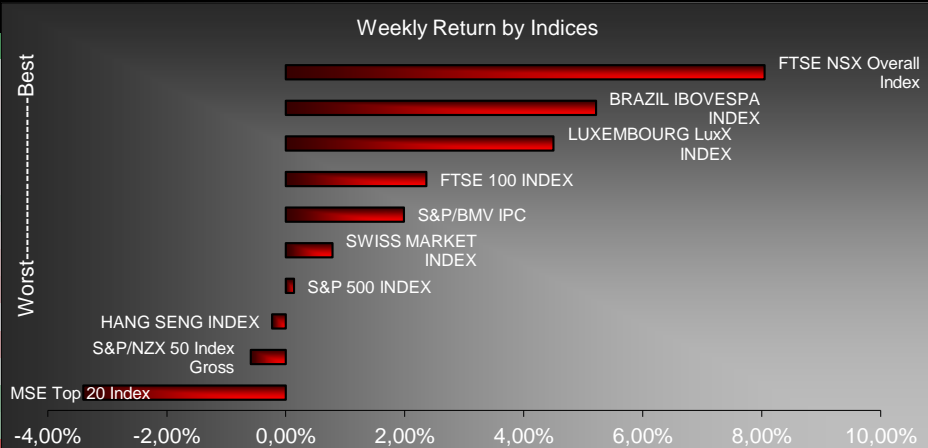
Currencies	Spot	1W Ret.	MTD Ret.	QTD Ret.	YTD Ret.
AUDUSD	0,7853	1,16%	1,78%	3,36%	2,07%
GBPUSD	1,4058	1,06%	1,71%	2,00%	2,84%
EURUSD	1,2157	0,77%	1,14%	3,64%	-0,48%
EURJPY	132,4900	0,68%	0,83%	2,03%	5,00%
EURKRW	1353,8700	0,52%	0,46%	2,12%	1,58%
USDSEK	8,3113	-1,31%	-1,81%	-4,80%	1,02%
USDCAD	1,2109	-1,39%	-1,45%	-3,61%	-4,84%
EURZAR	17,1022	-1,57%	-1,77%	-1,33%	-4,74%
EURBRL	6,3703	-2,56%	-2,56%	-3,62%	0,41%
USDBRL	5,2375	-3,68%	-3,68%	-7,03%	0,75%



Countries	GDP	CPI	Unemploy	Curr Acc Bal	Budget Bal	Central Bk
US	6,40	2,60	6,10	-3,01	-19,05	0,25%
Brazil	-1,14	6,10	8,20	-0,65	-12,90	3,50%
Mexico	-3,81	6,08	3,89	-0,35	-1,43	4,00%
UK	-7,30	0,70	4,90	-3,50	-12,10	0,10%
France	1,50	1,70	8,00	-1,83	-3,80	0,00%
Germany	-3,00	2,10	4,50	6,97	-4,20	0,00%
Italy	-1,40	1,00	10,10	3,21	-9,50	0,00%
Spain	-4,30	1,90	15,30	2,13	-11,00	0,00%
Portugal	-5,40	-0,10	7,10	-1,17	-5,70	0,00%
Switzerland	-1,70	0,30	3,10	3,81	-4,44	-0,75%
Greece	-5,90	-2,00	16,30	-6,71	-9,70	0,00%
Japan	11,70	-0,20	2,60	3,25	-10,52	¥80T
Australia	-1,10	1,10	5,60	2,55	0,18	0,10%
China	18,30	0,40	4,24	2,38	-6,17	12,50%

EQUITY MARKET: Return by Indices

Indices	Value	1W Ret.
FTSE NSX Overall Index	1.447,58	8,05%
IBEX 35 INDEX	9.059,20	1,86%
Euro Stoxx 50 Pr	4.034,25	0,85%
NIKKEI 225	29.518,34	1,65%
CAC 40 INDEX	6.385,51	1,23%
DAX INDEX	15.399,65	1,07%
FTSE 100 INDEX	7.129,71	2,36%
SWISS MARKET INDEX	11.173,57	0,79%
S&P 500 INDEX	4.232,60	0,14%
HANG SENG INDEX	28.536,30	-0,23%
DOW JONES INDUS. AVC	34.777,76	1,13%
S&P/NZX 50 Index Gross	12.659,01	-0,59%
S&P/BMV IPC	49.249,02	1,99%
BRAZIL IBOVESPA INDE)	122.038,10	5,22%
LUXEMBOURG LuxX INDI	1.578,53	4,50%
MSE Top 20 Index	36.792,12	-3,40%



RATE MARKET

EURO SWAPS (3M)		Europe Countries		United Kingdom	
Tenor	Mid Yield	Cash Market		Cash Market	
1Y	-0,5334	3M Euribor	-0,529	1M libor	0,05275
2Y	-0,5089	6M Euribor	-0,514	2M libor	0,06738
3Y	-0,4568	12M Euribor	-0,483	3M libor	0,08288
4Y	-0,3874	€STR	-0,563	6M libor	0,11038
5Y	-0,3115	EURONIA	-0,5791	UK base	0,1
6Y	-0,231	1W Repo	0	sonia O/N	0,0491
7Y	-0,1488	Active Futures		Active Futures	
8Y	-0,0677	2Y schatz	112,065	3M 1st	99,915
9Y	0,0103	5Y bobl	134,72	3M 2nd	99,91
10Y	0,0839	10Y bund	170	Long gilt	128,52
15Y	0,3652	30Y bund	201,54	3M euribor	100,525
20Y	0,4952	3M libor	99,915	10Y bund	170
25Y	0,5294	3M euribor	100,525	3M euro\$	99,83
30Y	0,5225	euro\$	99,83		

United States			
Cash Market		Active Futures	
1M libor	0,10138	5 Year	124,335938
3M libor	0,15988	10 Year	132,59375
6M libor	0,19275	Long Bond	157,5625
1Y libor	0,271	5Y Swap	97,984375
FED funds	0,05	10Y Swap	91,875
1W Repo	0,025	30Y Swap	81,53125

Disclaimer : This material is for your private information and is confidential. The document described herein is NOT intended to advise or influent the Client decision. It is aimed at the Client to summarize Market movements over the week. New Momentum disclaims all responsibility for any loss generated by any transaction. The Client is aware that certain transactions may give rise to substantial risks and are NOT suitable for all. This material is the New Momentum's property and can NOT be diffused without New Momentum agreement.