



WEEKLY MARKET ANALYSIS

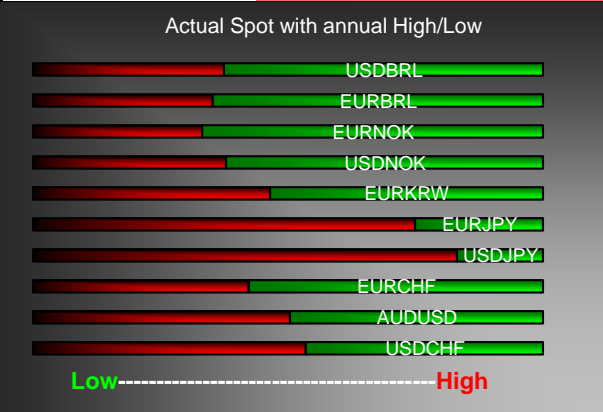
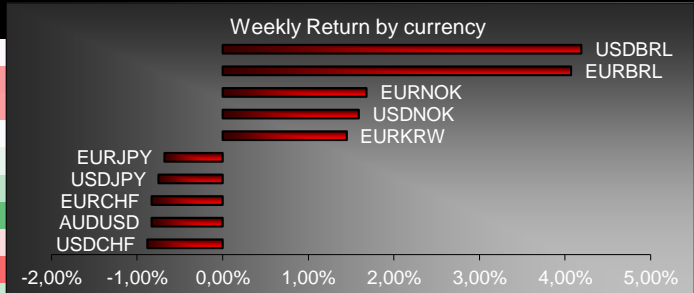
www.New-Momentum.com

Madrid calle Fortuny 45
28010 Madrid, Espana
+34 91 826 70 92
Paris +33 1 82 88 55 86

12/07/2021

FX MARKET: Return by currency (in %)

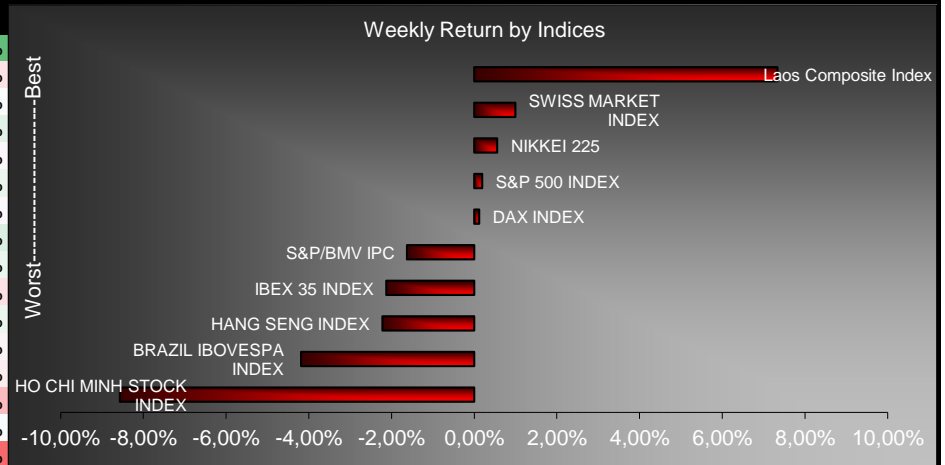
Currencies	Spot	1W Ret.	MTD Ret.	QTD Ret.	YTD Ret.
USDBRL	5,2604	4,19%	5,85%	5,85%	1,19%
EURBRL	6,2465	4,07%	6,03%	6,03%	-1,55%
EURNOK	10,3344	1,68%	1,29%	1,29%	-1,40%
USDNOK	8,7043	1,59%	1,17%	1,17%	1,46%
EURKRW	1360,7800	1,45%	1,46%	1,46%	2,10%
EURJPY	130,7600	-0,68%	-0,75%	-0,75%	3,63%
USDJPY	110,1300	-0,75%	-0,88%	-0,88%	6,67%
EURCHF	1,0851	-0,83%	-1,07%	-1,07%	0,36%
AUDUSD	0,7468	-0,83%	-0,41%	-0,41%	-2,94%
USDCHF	0,9140	-0,88%	-1,19%	-1,19%	3,25%



Countries	GDP	CPI	Unemploy	Curr Acc Bal	Budget Bal	Central Bk
US	6,40	5,00	5,90	-3,16	-15,64	0,25%
Brazil	0,95	8,35	8,20	-1,26	-9,14	4,25%
Mexico	-3,62	5,88	3,99	-0,31	-1,43	4,25%
UK	-6,10	2,10	4,70	-3,22	-14,22	0,10%
France	1,20	1,90	8,10	-1,80	-3,80	0,00%
Germany	-3,10	2,10	3,70	7,12	-4,20	0,00%
Italy	-0,80	1,30	10,50	3,21	-9,50	0,00%
Spain	-4,20	2,40	15,30	2,13	-11,00	0,00%
Portugal	-5,40	-0,60	7,10	-1,10	-5,70	0,00%
Switzerland	-0,50	0,60	3,10	4,64	-2,59	-0,75%
Greece	-1,40	0,60	17,00	-6,26	-9,70	0,00%
Japan	-3,90	-0,10	3,00	3,40	-10,06	¥80T
Australia	1,10	1,10	5,10	3,13	-0,09	0,10%
China	18,30	1,10	4,24	2,35	-6,17	12,00%

EQUITY MARKET: Return by Indices

Indices	Value	1W Ret.
Laos Composite Index	611,98	7,33%
IBEX 35 INDEX	8.756,10	-2,13%
Euro Stoxx 50 Pr	4.060,45	-0,66%
NIKKEI 225	28.569,02	0,55%
CAC 40 INDEX	6.500,61	-1,02%
DAX INDEX	15.680,75	0,12%
FTSE 100 INDEX	7.084,70	-1,02%
SWISS MARKET INDEX	11.987,84	0,99%
S&P 500 INDEX	4.369,55	0,19%
HANG SENG INDEX	27.527,07	-2,22%
DOW JONES INDUS. AVC	34.870,16	0,04%
S&P/NZX 50 Index Gross	12.763,40	-1,25%
S&P/BMV IPC	49.768,35	-1,63%
BRAZIL IBOVESPA INDE	125.427,80	-4,19%
LUXEMBOURG LuxX INDI	1.598,36	-0,62%
HO CHI MINH STOCK INC	1.291,81	-8,57%



RATE MARKET

EURO SWAPS (3M)		Europe Countries		United Kingdom	
Tenor	Mid Yield	Cash Market		Cash Market	
1Y	-0,5361	3M Euribor	-0,543	1M libor	0,05325
2Y	-0,5029	6M Euribor	-0,514	2M libor	0,065
3Y	-0,4583	12M Euribor	-0,494	3M libor	0,07713
4Y	-0,406	€STR	-0,566	6M libor	0,10175
5Y	-0,3478	EURONIA	-0,5722	UK base	0,1
6Y	-0,2837	1W Repo	0	sonia O/N	0,0508
7Y	-0,2168	Active Futures		Active Futures	
8Y	-0,1493	2Y schatz	112,175	3M 1st	99,915
9Y	-0,0806	5Y bobl	134,54	3M 2nd	99,87
10Y	-0,0159	10Y bund	174,1	Long gilt	128,92
15Y	0,2521	30Y bund	207,36	3M euribor	100,535
20Y	0,3719	3M libor	99,915	10Y bund	174,1
25Y	0,3976	3M euribor	100,535	3M euro\$	99,805
30Y	0,3803	euro\$	99,805		

United States			
Cash Market		Active Futures	
1M libor	0,10013	5 Year	123,992188
3M libor	0,12863	10 Year	133,53125
6M libor	0,151	Long Bond	162,78125
1Y libor	0,23888	5Y Swap	97,859375
FED funds	0,09	10Y Swap	96,0625
1W Repo	0,05	30Y Swap	88,03125

Disclaimer : This material is for your private information and is confidential. The document described herein is NOT intended to advise or influent the Client decision. It is aimed at the Client to summarize Market movements over the week. New Momentum disclaims all responsibility for any loss generated by any transaction. The Client is aware that certain transactions may give rise to substantial risks and are NOT suitable for all. This material is the New Momentum's property and can NOT be diffused without New Momentum agreement.