



WEEKLY MARKET ANALYSIS

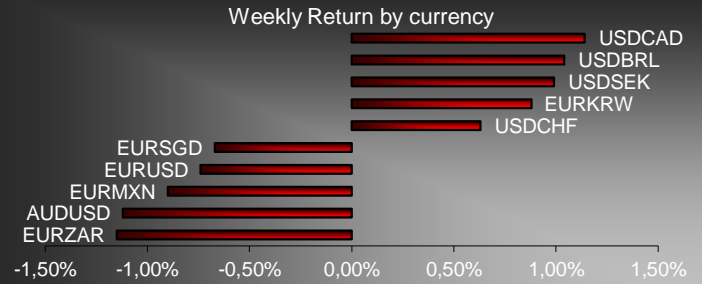
www.New-Momentum.com

Madrid calle Fortuny 45
28010 Madrid, Espana
+34 91 826 70 92
Paris +33 1 82 88 55 86

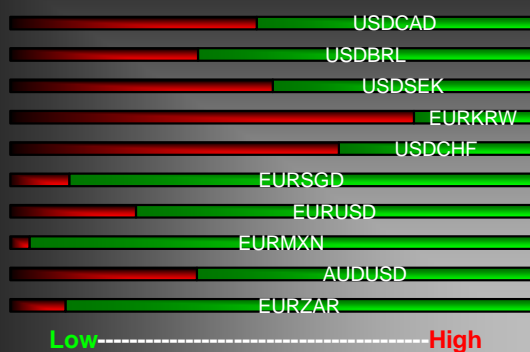
13/09/2021

FX MARKET: Return by currency (in %)

Currencies	Spot	1W Ret.	MTD Ret.	QTD Ret.	YTD Ret.
USDCAD	1,2676	1,14%	0,48%	2,24%	-0,38%
USDBRL	5,2469	1,04%	1,82%	5,58%	0,93%
USDSEK	8,6494	0,99%	0,30%	1,15%	5,13%
EURKRW	1384,9900	0,88%	0,97%	3,27%	3,91%
USDCHF	0,9209	0,63%	0,63%	-0,45%	4,03%
EURSGD	1,5828	-0,67%	-0,34%	-0,78%	-1,97%
EURUSD	1,1783	-0,74%	-0,22%	-0,64%	-3,55%
EURMXN	23,4292	-0,90%	-1,16%	-0,87%	-3,62%
AUDUSD	0,7355	-1,12%	0,54%	-1,90%	-4,40%
EURZAR	16,7097	-1,15%	-2,59%	-1,37%	-6,92%



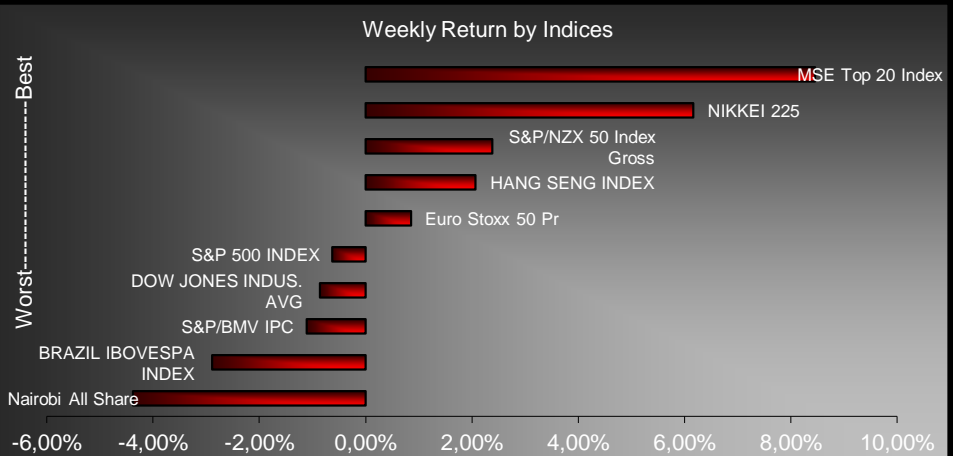
Actual Spot with annual High/Low



Countries	GDP	CPI	Unemploy	Curr Acc Bal	Budget Bal	Central Bk
US	6,60	5,40	5,20	-3,16	-12,61	0,25%
Brazil	12,42	9,68	8,20	-1,33	-6,88	5,25%
Mexico	19,56	5,59	4,38	-0,33	-2,48	4,50%
UK	22,20	2,00	4,70	-3,22	-11,26	0,10%
France	18,70	2,40	8,00	-1,24	-3,80	0,00%
Germany	9,40	3,40	3,60	7,42	-4,20	0,00%
Italy	17,30	2,60	9,30	3,21	-9,50	0,00%
Spain	19,80	3,30	14,30	2,13	-11,00	0,00%
Portugal	15,50	1,30	6,70	-0,75	-5,70	0,00%
Switzerland	7,70	0,90	2,90	4,61	-2,59	-0,75%
Greece	16,40	1,20	14,10	-6,78	-9,70	0,00%
Japan	1,90	-0,30	2,80	3,86	-10,06	¥80T
Australia	9,60	3,80	4,60	3,30	-0,09	0,10%
China	7,90	0,80	3,86	2,00	-6,17	12,00%

EQUITY MARKET: Return by Indices

Indices	Value	1W Ret.
SHANGHAI SE COMPOS	3.715,37	3,40%
IBEX 35 INDEX	8.766,50	-1,30%
Euro Stoxx 50 Pr	4.193,42	-1,24%
NIKKEI 225	30.447,37	3,18%
CAC 40 INDEX	6.702,53	-0,61%
DAX INDEX	15.712,06	-1,38%
FTSE 100 INDEX	7.062,82	-1,16%
SWISS MARKET INDEX	12.089,85	-2,62%
S&P 500 INDEX	4.458,58	-1,10%
HANG SENG INDEX	25.700,96	-1,10%
DOW JONES INDUS. AVI	34.607,72	-1,56%
S&P/NZX 50 Index Gross	13.170,89	-0,59%
S&P/BMV IPC	51.521,80	-0,89%
BRAZIL IBOVESPA INDE:	114.285,90	-3,59%
LUXEMBOURG LuxX IND	1.682,68	-1,50%
SRI LANKA COLOMBO A	8.642,06	-5,36%



RATE MARKET

EURO SWAPS (3M)		Europe Countries		United Kingdom		United States			
Tenor	Mid Yield	Cash Market		Cash Market		Cash Market		Active Futures	
1Y	-0,5317	3M Euribor	-0,544	1M libor	0,05125	1M libor	0,08388	5 Year	123,507813
2Y	-0,4925	6M Euribor	-0,519	2M libor	0,05488	3M libor	0,11575	10 Year	133,125
3Y	-0,4415	12M Euribor	-0,495	3M libor	0,06288	6M libor	0,14938	Long Bond	162,75
4Y	-0,3859	€STR	-0,57	6M libor	0,10413	1Y libor	0,2225	5Y Swap	97,921875
5Y	-0,3267	EURONIA	-0,5756	UK base	0,1	FED funds	0,07	10Y Swap	103
6Y	-0,2656	1W Repo	0	sonia O/N	0,0503	1W Repo	0,05	30Y Swap	107,1875
7Y	-0,2	Active Futures		Active Futures					
8Y	-0,133	2Y schatz	112,24	3M 1st	99,935				
9Y	-0,0659	5Y bobl	135,42	3M 2nd	99,88				
10Y	-0,0012	10Y bund	171,72	Long gilt	127,87				
15Y	0,253	30Y bund	208,24	3M euribor	100,54				
20Y	0,3681	3M libor	99,88	10Y bund	171,72				
25Y	0,3895	3M euribor	100,54	3M euro\$	99,82				
30Y	0,3681	euro\$	99,82						

Disclaimer : This material is for your private information and is confidential. The document described herein is NOT intended to advise or influence the Client decision. It is aimed at the Client to summarize Market movements over the week. New Momentum disclaims all responsibility for any loss generated by any transaction. The Client is aware that certain transactions may give rise to substantial risks and are NOT suitable for all. This material is the New Momentum's property and can NOT be diffused without New Momentum agreement.