



# WEEKLY MARKET ANALYSIS

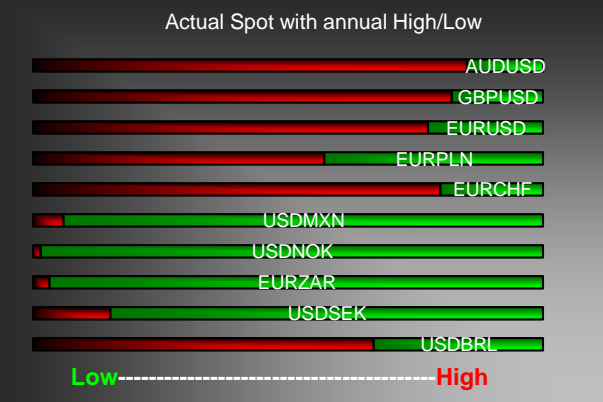
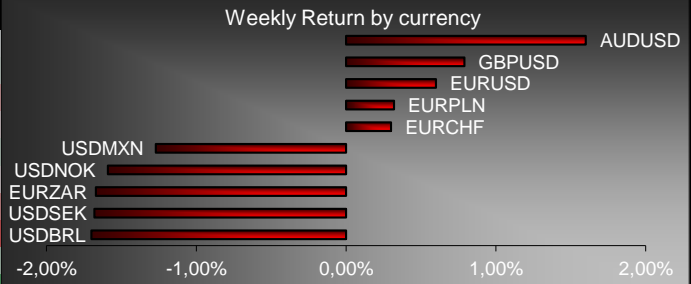
www.New-Momentum.com

Madrid calle Fortuny 45  
28010 Madrid, Espana  
+34 91 826 70 92  
Paris +33 1 82 88 55 86

19/04/2021

## FX MARKET: Return by currency (in %)

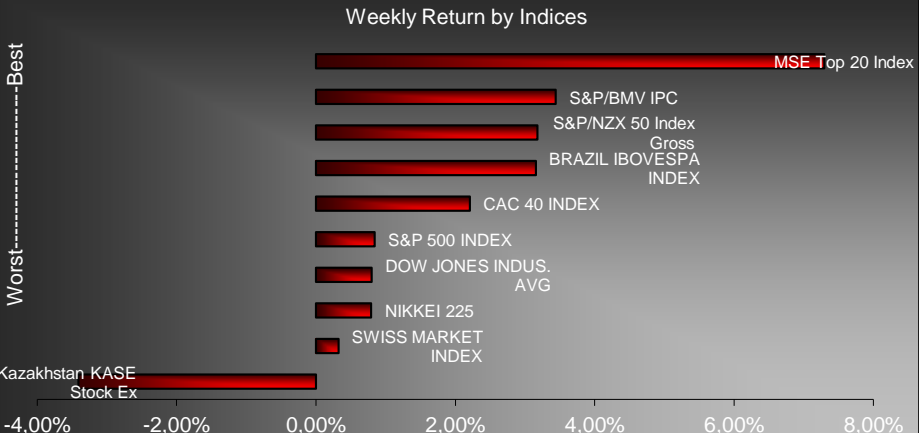
Currencies	Spot	1W Ret.	MTD Ret.	QTD Ret.	YTD Ret.
AUDUSD	0,7745	1,60%	1,93%	1,93%	0,66%
GBPUSD	1,3850	0,79%	0,48%	0,48%	1,31%
EURUSD	1,1983	0,60%	2,15%	2,15%	-1,91%
EURPLN	4,5474	0,32%	-1,84%	-1,84%	-0,29%
EURCHF	1,1022	0,30%	-0,43%	-0,43%	1,94%
USDMXN	19,8895	-1,27%	-2,66%	-2,66%	-0,12%
USDNOK	8,3514	-1,59%	-2,33%	-2,33%	-2,65%
EURZAR	17,0701	-1,67%	-1,51%	-1,51%	-4,91%
USDSEK	8,4296	-1,68%	-3,44%	-3,44%	2,46%
USDBRL	5,5881	-1,70%	-0,81%	-0,81%	7,49%



Countries	GDP	CPI	Unemploy	Curr Acc Bal	Budget Bal	Central Bk
US	4,30	2,60	6,00	-3,01	-19,05	0,25%
Brazil	-1,14	6,10	8,20	-0,65	-13,45	2,75%
Mexico	-4,31	4,67	4,37	-0,35	-1,43	4,00%
UK	-7,30	0,40	5,00	-3,50	-12,10	0,10%
France	-4,90	1,40	8,00	-1,92	-3,80	0,00%
Germany	-3,60	2,00	4,50	6,99	1,50	0,00%
Italy	-6,60	0,60	10,20	3,21	-1,60	0,00%
Spain	-8,90	1,20	16,10	2,13	-2,90	0,00%
Portugal	-6,10	0,10	7,10	-1,17	0,10	0,00%
Switzerland	-1,70	-0,20	3,30	3,81	-4,44	-0,75%
Greece	-5,90	-2,00	16,30	-6,71	1,50	0,00%
Japan	11,70	-0,40	2,90	3,25	-10,52	¥80T
Australia	-1,10	0,90	5,60	2,55	0,18	0,10%
China	18,30	0,40	4,24	1,78	-6,17	12,50%

## EQUITY MARKET: Return by Indices

Indices	Value	1W Ret.
MSE Top 20 Index	36.784,27	7,30%
IBEX 35 INDEX	8.634,80	1,21%
Euro Stoxx 50 Pr	4.037,49	1,91%
NIKKEI 225	29.685,37	0,79%
CAC 40 INDEX	6.297,79	2,21%
DAX INDEX	15.493,55	1,83%
FTSE 100 INDEX	7.023,30	2,17%
SWISS MARKET INDEX	11.250,16	0,32%
S&P 500 INDEX	4.185,47	0,84%
HANG SENG INDEX	29.112,85	1,77%
DOW JONES INDUS. AVC	34.200,67	0,80%
S&P/NZX 50 Index Gross	12.767,83	3,18%
S&P/BMV IPC	48.726,98	3,44%
BRAZIL IBOVESPA INDE	121.113,90	3,16%
LUXEMBOURG LuxX INDI	1.578,70	2,07%
Kazakhstan KASE Stock E	3.200,56	-3,41%



## RATE MARKET

EURO SWAPS (3M)		Europe Countries		United Kingdom		United States			
Tenor	Mid Yield	Cash Market		Cash Market		Cash Market		Active Futures	
1Y	-0,5448	3M Euribor	-0,538	1M libor	0,04825	1M libor	0,11588	5 Year	123,976563
2Y	-0,5333	6M Euribor	-0,511	2M libor	0,06125	3M libor	0,18825	10 Year	132,453125
3Y	-0,4938	12M Euribor	-0,478	3M libor	0,08238	6M libor	0,22363	Long Bond	158,1875
4Y	-0,432	€STR	-0,565	6M libor	0,10975	1Y libor	0,29238	5Y Swap	97,6953125
5Y	-0,3591	EURONIA	-0,5734	UK base	0,1	FED funds	0,07	10Y Swap	91,8125
6Y	-0,2814	1W Repo	0	sonia O/N	0,0477	1W Repo	0,04	30Y Swap	81,9375
7Y	-0,2012	Active Futures		Active Futures					
8Y	-0,1225	2Y schatz	112,1	3M 1st	99,92				
9Y	-0,0448	5Y bobl	134,94	3M 2nd	99,92				
10Y	0,0272	10Y bund	170,87	Long gilt	128,57				
15Y	0,309	30Y bund	204,9	3M euribor	100,52				
20Y	0,4402	3M libor	99,92	10Y bund	170,87				
25Y	0,477	3M euribor	100,52	3M euro\$	99,81				
30Y	0,4724	euro\$	99,81						

**Disclaimer :** This material is for your private information and is confidential. The document described herein is NOT intended to advise or influent the Client decision. It is aimed at the Client to summarize Market movements over the week. New Momentum disclaims all responsibility for any loss generated by any transaction. The Client is aware that certain transactions may give rise to substantial risks and are NOT suitable for all. This material is the New Momentum's property and can NOT be diffused without New Momentum agreement.