



WEEKLY MARKET ANALYSIS

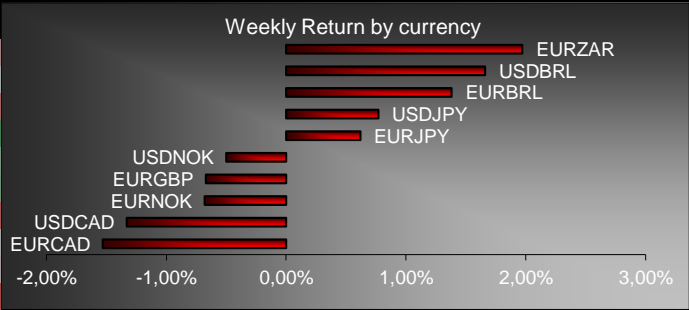
www.New-Momentum.com

Madrid calle Fortuny 45
28010 Madrid, Espana
+34 91 826 70 92
Paris +33 1 82 88 55 86

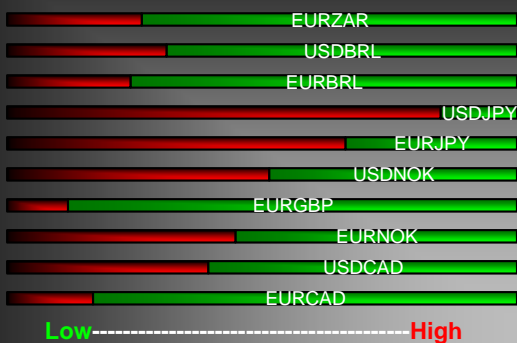
26/07/2021

FX MARKET: Return by currency (in %)

Currencies	Spot	1W Ret.	MTD Ret.	QTD Ret.	YTD Ret.
EURZAR	17,5299	1,97%	3,47%	3,47%	-2,35%
USDBRL	5,2000	1,66%	4,64%	4,64%	0,03%
EURBRL	6,1214	1,38%	3,91%	3,91%	-3,52%
USDJPY	110,3000	0,77%	-0,73%	-0,73%	6,83%
EURJPY	129,9200	0,62%	-1,39%	-1,39%	2,96%
USDNOK	8,9034	-0,50%	3,48%	3,48%	3,78%
EURGBP	0,8570	-0,67%	-0,02%	-0,02%	-4,11%
EURNOK	10,4870	-0,68%	2,79%	2,79%	0,06%
USDCAD	1,2580	-1,33%	1,47%	1,47%	-1,14%
EURCAD	1,4818	-1,53%	0,79%	0,79%	-4,68%



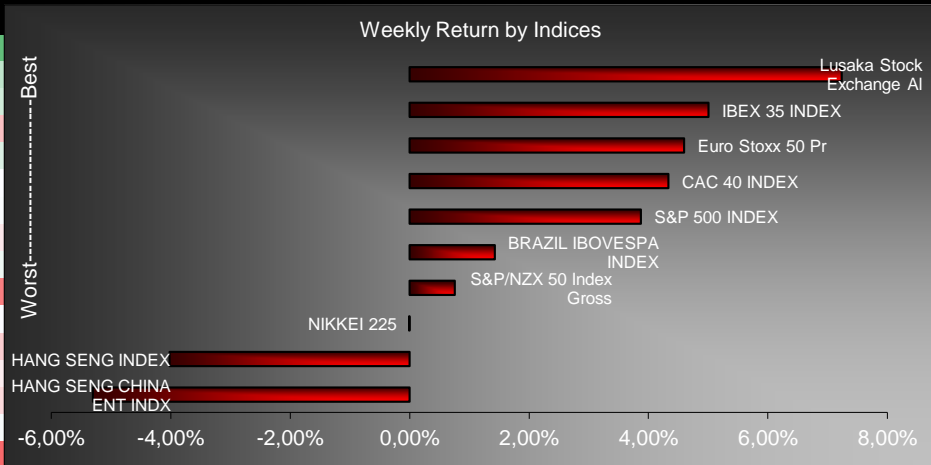
Actual Spot with annual High/Low



Countries	GDP	CPI	Unemploy	Curr Acc Bal	Budget Bal	Central Bk
US	6,40	5,40	5,90	-3,16	-11,90	0,25%
Brazil	0,95	8,35	8,20	-1,26	-9,14	4,25%
Mexico	-3,62	5,88	3,99	-0,31	-1,43	4,25%
UK	-6,10	2,50	4,80	-3,22	-14,22	0,10%
France	1,20	1,90	8,10	-1,80	-3,80	0,00%
Germany	-3,10	2,10	3,70	7,12	-4,20	0,00%
Italy	-0,80	1,30	10,50	3,21	-9,50	0,00%
Spain	-4,20	2,50	15,30	2,13	-11,00	0,00%
Portugal	-5,40	-0,60	7,10	-1,10	-5,70	0,00%
Switzerland	-0,50	0,60	3,10	4,64	-2,59	-0,75%
Greece	-1,40	0,60	17,00	-6,26	-9,70	0,00%
Japan	-3,90	0,20	3,00	3,40	-10,06	¥80T
Australia	1,10	1,10	4,90	3,13	-0,09	0,10%
China	7,90	1,10	4,24	2,35	-6,17	12,00%

EQUITY MARKET: Return by Indices

Indices	Value	1W Ret.
Lusaka Stock Exchange AI	4.638,29	7,24%
IBEX 35 INDEX	8.717,20	5,00%
Euro Stoxx 50 Pr	4.109,10	4,60%
NIKKEI 225	27.833,29	-0,01%
CAC 40 INDEX	6.568,82	4,33%
DAX INDEX	15.669,29	3,54%
FTSE 100 INDEX	7.027,58	3,62%
SWISS MARKET INDEX	12.130,83	2,23%
S&P 500 INDEX	4.411,79	3,87%
HANG SENG INDEX	26.353,43	-4,02%
DOW JONES INDUS. AVC	35.061,55	3,51%
S&P/NZX 50 Index Gross	12.673,23	0,76%
S&P/BMV IPC	50.268,45	2,59%
BRAZIL IBOVESPA INDE	125.052,80	1,43%
LUXEMBOURG LuxX INDI	1.625,64	3,65%
HANG SENG CHINA ENT	9.419,20	-5,30%



RATE MARKET

EURO SWAPS (3M)		Europe Countries		United Kingdom	
Tenor	Mid Yield	Cash Market		Cash Market	
1Y	-0,542	3M Euribor	-0,544	1M libor	0,0525
2Y	-0,519	6M Euribor	-0,519	2M libor	0,06263
3Y	-0,483	12M Euribor	-0,493	3M libor	0,07275
4Y	-0,4423	€STR	-0,567	6M libor	0,08788
5Y	-0,3955	EURONIA	-0,5756	UK base	0,1
6Y	-0,341	1W Repo	0	sonia O/N	0,0507
7Y	-0,281	Active Futures		Active Futures	
8Y	-0,2185	2Y schatz	112,295	3M 1st	99,92
9Y	-0,1565	5Y bobl	135,14	3M 2nd	99,87
10Y	-0,0955	10Y bund	176,07	Long gilt	129,51
15Y	0,16	30Y bund	213,76	3M euribor	100,54
20Y	0,274	3M libor	99,92	10Y bund	176,07
25Y	0,296	3M euribor	100,54	3M euro\$	99,815
30Y	0,2745	euro\$	99,815		

United States			
Cash Market		Active Futures	
1M libor	0,08613	5 Year	124,40625
3M libor	0,12888	10 Year	134,390625
6M libor	0,1585	Long Bond	164,65625
1Y libor	0,24138	5Y Swap	98,2578125
FED funds	0,08	10Y Swap	96,78125
1W Repo	0,045	30Y Swap	89,3125

Disclaimer : This material is for your private information and is confidential. The document described herein is NOT intended to advise or influent the Client decision. It is aimed at the Client to summarize Market movements over the week. New Momentum disclaims all responsibility for any loss generated by any transaction. The Client is aware that certain transactions may give rise to substantial risks and are NOT suitable for all. This material is the New Momentum's property and can NOT be diffused without New Momentum agreement.